



**TRIPURA CRICKET ASSOCIATION
SCORE SHEET**

DAY: _____

B. M. TROPHY

Tournament: SUPER DIVISION	Match: SANGHAI	Vs. O.P.C.
Played At: MBB	On: 10.05.19	Result: SANGHAI WON BY 05 WKTS.
Umpire ^{MO} 1: FARUKUL ISLAM (SR)	2: SAMIR BISWAS.	Scorer: DIBAKAR.
Toss Won By: SANGHAI.	Opted to: Bat / Field	1 st /2 nd Innings Of: O.P.C.

TIME		No	Batsmen Names	How Out	Fielder	Bowler	Run	Ball	Min	A	O	
IN	OUT											
8.45	8.46	1	RAHUL CH. SAHA	B		NEELAMBUR	00	01	01	-	-	
8.45	11.18	2	NILOYJIYOTI SAHA	B		SWAPAN	41	94	153	4	-	
8.47	9.12	3	ANAN SAHA	C	UJAYAN	LANA	04	14	15	-	-	
9.3	9.14	4	SUBHAM CHOSH	LBW		LANA	00	08	11	-	-	
9.15	10.40	5	KRISHNODIPPA DAS.	C	KAUSHAL	SWAPAN	35	49	85	5	-	
10.41	10.49	6	SARAG DEBNATH	CBW	JOYDEEP	SWAPAN	03	05	08	-	-	
10.50	11.23	7	NISHIKANTA DEBNATH	C	UJAYAN	SWAPAN	13	41	33	-	-	
11.19	11.34	8	SARADEEP SAHA.	C	GUSHAR	SUBHANKAR	03	14	15	-	-	
11.24	12.5	9	ARAYAN LAHARI.	N.O	* *	* *	08	33	41	-	-	
11.35	11.40	10	APURBA BISWAS.	LBW		SUBHANKAR	01	03	05	-	-	
11.41	12.5	11	MOJI TRIPURA.	C	SUBHANKAR	LANA	14	20	24	2	-	
Session	1 st :	2 nd :	3 rd :	Sub Total			122	Byes:		-		
* In continuation from Day				Score:	R	W	O	M.	Total Extras	-11	Leg Byes:	04
2 nd /3 rd New		Overs.	Run.	Wkts.		Penalty		-	No Balls:		-	
Ball Taken At:		Striker:	Bowler:		Grand Total		133	Wides:		07		
Power Play	PP1: to Overs	PP2: to Overs	PP3: to Overs	Wkts Lost: 10		Overs: 47	Min: 200					

Batting Partnership					Individual Scores												
Wkt	Batsmen	Run	Ball	Min	Batsman	50 Runs			100 Runs			150 Runs			200 Runs		
						B	M	4/6	B	M	4/6	B	M	4/6	B	M	4/6
1	1 & 2	00	01	01													
2	2 & 2	08	20	15													
3	4 & 2	03	14	11													
4	5 & 2	58	102	85													
5	6 & 2	08	13	08													
6	2 & 7	27	60	28													
7	7 & 8	01	02	04													
8	8 & 9	08	22	10													
9	10 & 9	02	08	05													
10	11 & 9	20	35	24													





Fall of Wicket			Scoring Rate			Bowling Analysis									
B. No	Score	Overs	Runs	Min	Overs	Bowler's Name		Type	Over	M	Runs	W	Nb	Wb	
01	00	0.1	050	7.5	14.4	NEELAMBUR VAAS.		LAM	5	-	20	1	-	2	
03	08	3.3	100	15.1	34.2	LANA RUPPA		LAM	7	-	18	3	-	2	
04	11	5.5	150			SANJAY MAJUMDER		LAM	5	-	12	-	-	2	
05	69	22.5	200			UJAYAN BOSE.		LAM	2	-	12	-	-	-	
06	77	24.6	250			GUSHAR SAHA		SLA	10	1	28	-	-	1	
02	104	34.6	300			SWAPAN DAS.		LOB	10	3	21	4	-	-	
07	105	36.1	350			SUBHANKAR DEBNATH		LOB	8	2	18	2	-	-	
08	111	39.5	400												
10	113	41.1	450												
11	133	46.6	500												
Points	SANGHAI ! - 04					Fielding Extras & Other Dismissals:					04				
	O.P.C ! - 00					Total:					47	6	133	10	00

TRIPURA CRICKET ASSOCIATION

Target: 134		Runs in 50 Over.	1 st /2 nd Innings Of: <u>SANCHHART</u>									
TIME		No	Batsmen Names	How Out	Fielder	Bowler	Run	Ball	Min	A	E	
IN	OUT											
12:50	1:22	1	BAPPA DAS	C	KRISHNODIPPA	APURBA.	10	21	32	1	-	
12:50	1:36	2	JOYDEEP BANIK	B		SUBHAM	14	23	46	2	-	
1:23	2:32	3	UDAYAN BOSE	C	SUBHAM	ARAYAN	64	38	69	11	2	
1:57	2:16	4	SUBHANKAR DEBNATH	LOW		NISHIKAMA	12	34	33	1	-	
2:17	2:41	5	KAUSHAL ACHARJEE	LOW		NISHIKAMA	11	12	24	2	-	
2:33	3:05	6	NEELAMBUS VAS	N.O		* *	09	16	32	-	-	
2:42	3:05	7	SANJAY MAJUMDER.	N.O		* *	11	21	23	1	-	
		8	SWAPAN DAS	AMB								
		9	PUSHR SAHA	U								
		10	SANA DUTTA	U								
		11	AJOY MAJUMDER	U								
Session	1 st :	2 nd :	3 rd :	Sub Total		131	Byes:		-			
* In continuation from Day				Score:	R	W	O	M.	Total Extras	06	Leg Byes:	-
2 nd /3 rd New	Overs.		Run.	Wkts.		Penalty		-	No Balls:		-	
Ball Taken At:	Striker:		Bowler:		Grand Total		137	Wides:		06		
Power Play	PP1: to Overs	PP2: to Overs	PP3: to Overs	Wkts Lost: 05		Overs: 28.3	Min: 135					

Batting Partnership					Individual Scores												
Wkt	Batsmen	Run	Ball	Min	Batsman	50 Runs			100 Runs			150 Runs			200 Runs		
						B	M	4/6	B	M	4/6	B	M	4/6	B	M	4/6
1	1 & 2	24	46	32													
2	2 & 3	14	11	13	UDAYAN	31	57	9/2									
3	4 & 3	47	57	39													
4	3 & 5	25	15	18													
5	5 & 6	09	08	08													
6	6 & 7	18	34	23	U.B.												
7	&																
8	&																
9	&																
10	&																

Fall of Wicket			Scoring Rate			Bowling Analysis								
B. No	Score	Overs	Runs	Min	Overs	Bowler's Name		Type	Over	M	Runs	W	Nb	Wb
01	24	7.4	050	58	12.4	SADADEEP SAHA		LAM	4	1	11	-	-	1
02	38	9.3	100	95	20.1	APURBA BISWAS.		LAM	4	-	17	1	-	-
04	85	18.6	150			RAHUL CH. SAHA		LAM	3	-	24	-	-	1
03	110	21.3	200			SUBHAM GHOSH		ROB	7	2	16	1	-	-
05	119	22.5	250			MOYI TRIPURA		SLA	3	-	25	-	-	-
			300			NISHIKANTA DEBNATH		SLA	5	-	19	2	-	-
			350			ARAYAN LAHIRI		LAM	2	-	21	1	-	4
			400			SUNMAN SAHA		ROB.	0.3	-	04	-	-	-
			450											
			500											
Points						Fielding Extras & Other Dismissals:								
						Total:			28.3	3	137	05	00	06

Signature of Umpire 1:  Umpire 2:  Scorer: 
 Match Referee: Mr. ACHINTRA DAS. Signature: 
 Remarks: _____